

Van Nuys Neighborhood Council  
Website Expense Proposal

Funding request: \$104

**Plan:** Pay the monthly fee for a Squarespace website [\$26/mo] for 4 months through June 30, for a total of \$104, in order to test the ability of the VNNC board members to successfully duplicate the current website, including all of the current content. The new website would be built off-line, and would not affect the current website; nor would it be publicly available or viewable.

If the project is not successful or proves too difficult, the Squarespace account would be cancelled, the current website would remain in place, and the new plan would be to have current members of the board simply keep up with editing and posting to the current site without the help of Moore Business Results.

**Reasoning:** Squarespace offers a very simple-to-edit platform that can be easily updated and maintained by more members of the VNNC Board than can assist with the current website. This is important in order to share the burden of the work, as well as ensure that future Board Members can easily manage the site without needing to rely on people with more advanced webmaster experience. Additionally, Squarespace offers dozens of beautiful and modern templates that can easily be changed at the push of a button, negating the need to pay for website redesign.

**Deadline:** The new website will be finished or abandoned by June 30, 2020. If successfully completed, the Squarespace account can then be switched to an annual account on July 1, at a cost of \$216/year [\$18/month].

Respectfully submitted by

Jennifer Febre  
Website Ad Hoc Committee Chair  
March 5, 2020

# Squarespace Fee Structure: Monthly vs. Annual

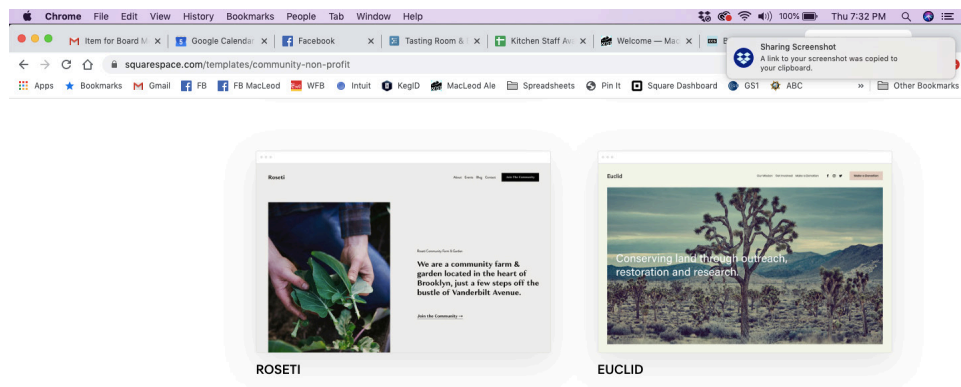
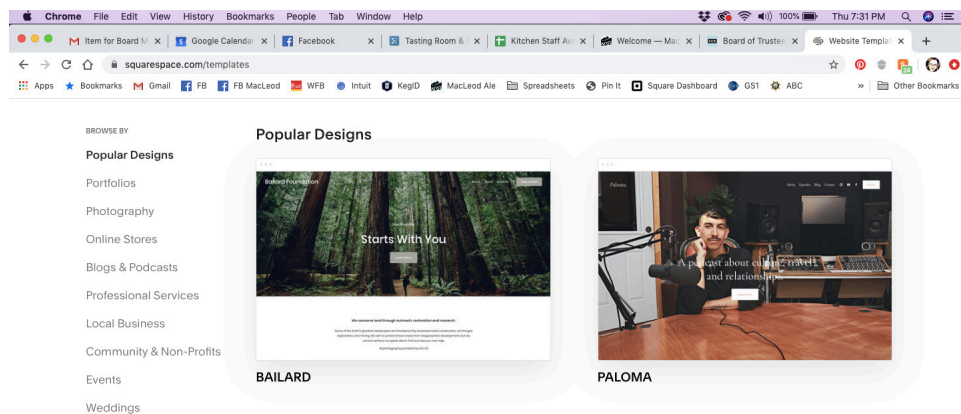
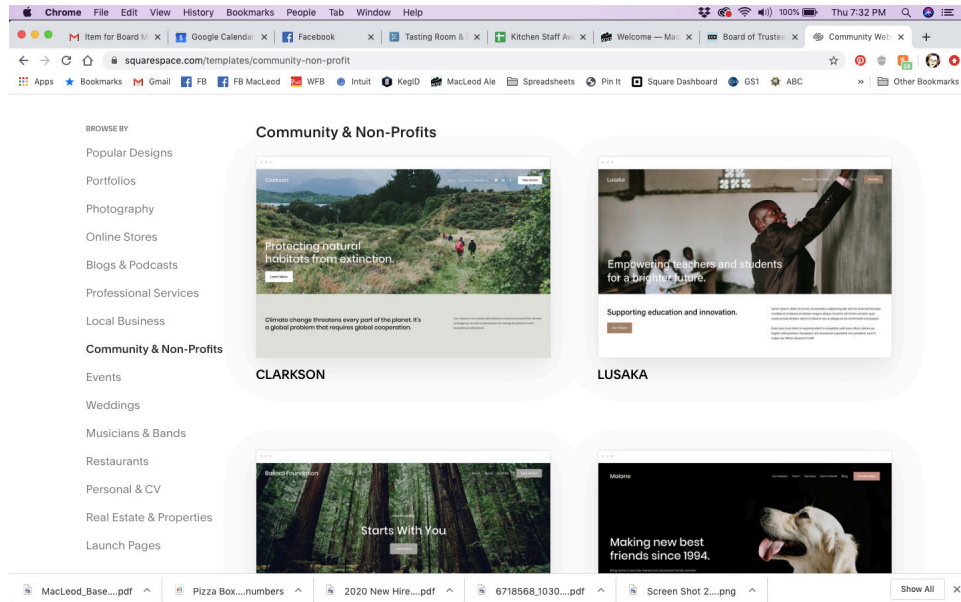
The screenshot shows the Squarespace pricing page with the Business plan highlighted as the most popular. The page includes a navigation bar with 'PRODUCTS', 'TEMPLATES', and 'SUPPORT' links, and a 'GET STARTED' button. The main content area features a 'Set up your site, pick a plan later' heading and a 'GET STARTED' button. The pricing table shows four plans: Personal (\$16/month), Business (\$26/month), Basic Commerce (\$30/month), and Advanced Commerce (\$46/month). The Business plan is marked as 'MOST POPULAR' and includes features like Free Custom Domain\* and SSL Security.

	Personal	Business	BASIC Commerce	ADVANCED Commerce
Pay Annually <input type="checkbox"/> Pay Monthly <input checked="" type="checkbox"/>				
Prices do not include applicable taxes.				
Save up to 30% by paying annually				
CORE				
Free Custom Domain*	✓	✓	✓	✓
SSL Security	✓	✓	✓	✓

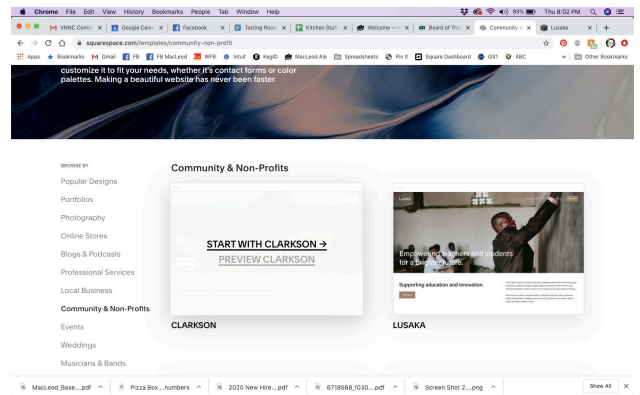
This screenshot provides a more detailed view of the Squarespace pricing page. It includes the same navigation bar and 'GET STARTED' button. The pricing table is expanded to show more features for each plan. The Business plan remains the most popular, with a monthly price of \$18 and an annual price of \$196 (saving \$96 annually). The Business plan includes features like Free Custom Domain\*, SSL Security, Unlimited Bandwidth and Storage, SEO Features for Site Visibility, and Templates to Fit Every Need from Blogs to Portfolios.

	Personal	Business	BASIC Commerce	ADVANCED Commerce
Pay Annually <input type="checkbox"/> Pay Monthly <input checked="" type="checkbox"/>				
Prices do not include applicable taxes.				
Save up to 30% by paying annually				
CORE				
Free Custom Domain*	✓	✓	✓	✓
SSL Security	✓	✓	✓	✓
Unlimited Bandwidth and Storage	✓	✓	✓	✓
SEO Features for Site Visibility	✓	✓	✓	✓
Templates to Fit Every Need from Blogs to Portfolios	✓	✓	✓	✓

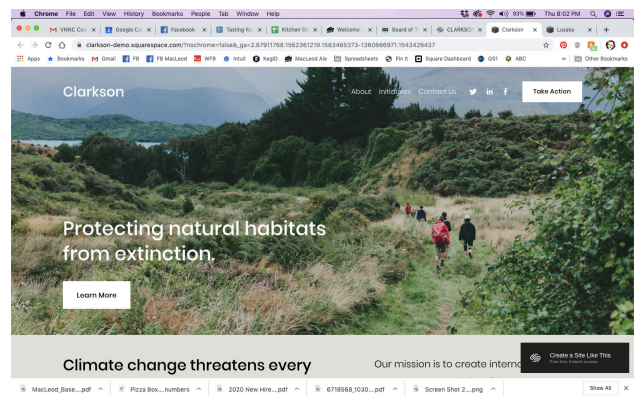
# Templates Specifically for Non-Profits but there are many more to choose from



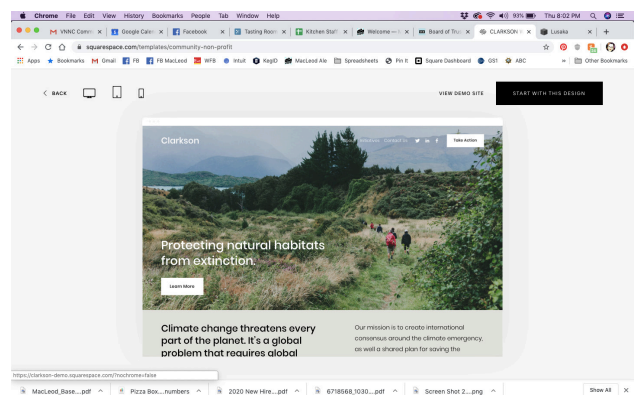
## Step 1: Preview



## Step 2: See the template Home Page



Step 3:  
Click around to explore [I clicked  
“Initiatives”]. Notice the device icons:  
All Squarespace templates have dynamic  
formatting, meaning they automatically  
reconfigure to fit the device such as  
computer screen, phone, tablet.



Step 4:  
Continue to review template for suitability.  
Each template comes with pages that  
can be easily formatted for photos, blogs,  
rosters, calendars, forms such as email list  
signups etc. Any kind of web page you can  
imagine is easily created.

